

ODIHR's Hate Crime Data

For 2021

osce ODIHR
HATE CRIME REPORTING

Contributors to the report

OFFICIAL

41

States submitted
information

35

States submitted
statistics

States submitted
statistics by bias
motivation

23

ODIHR's Key Observations

11

States to record the bias motivations

14

States to improve their legislation

29

States to strengthen training and raise awareness

10

States to record hate crime and hate speech separately

9

States to provide complete police, prosecutor and judicial data

15 States did not report on hate crimes to ODIHR

Contributors to the report

UNOFFICIAL

114

Civil society
contributors

44

States covered by
civil society data

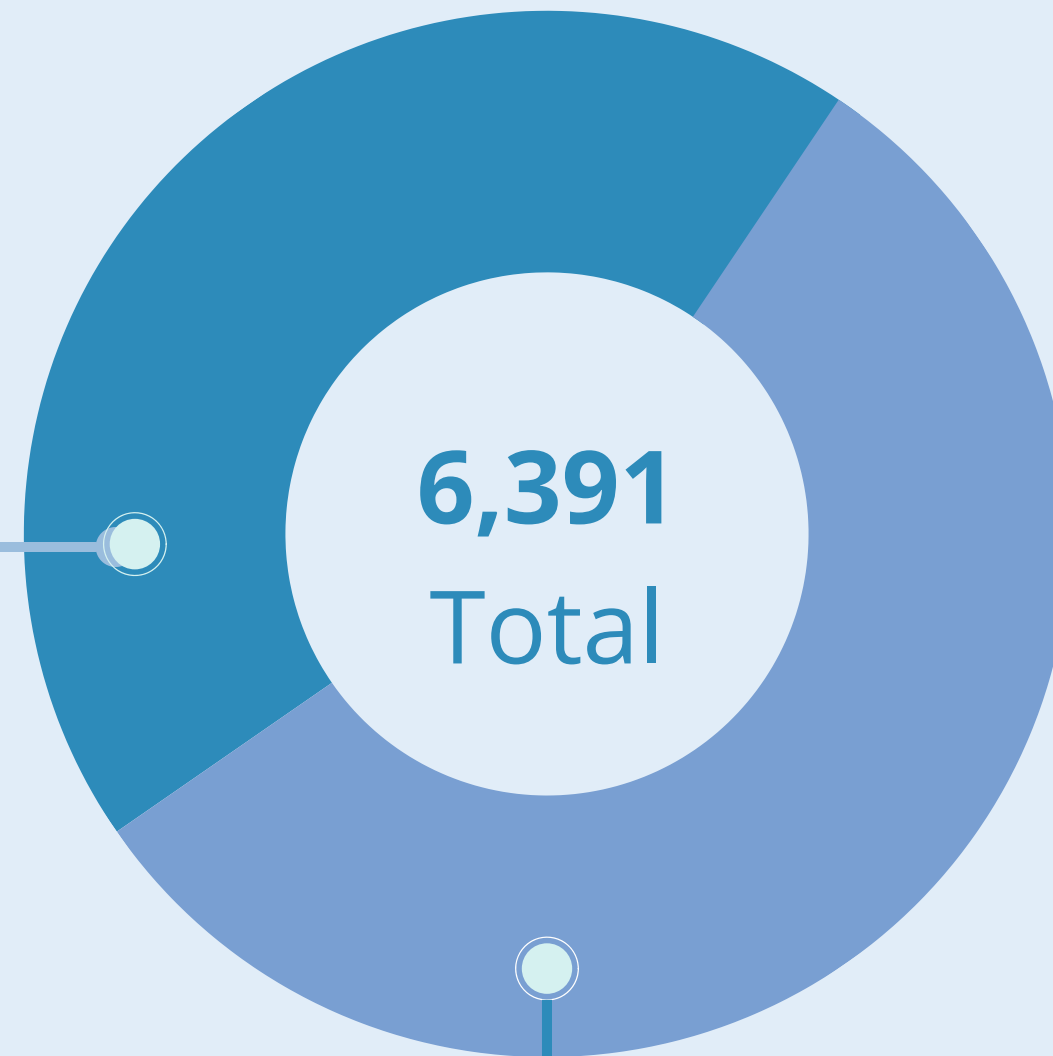
29

States covered
by IGO data

Incident Data Overview

2,363

statistical incidents



6,391
Total

4,028 descriptive incidents

Descriptive and statistical incidents reported by:

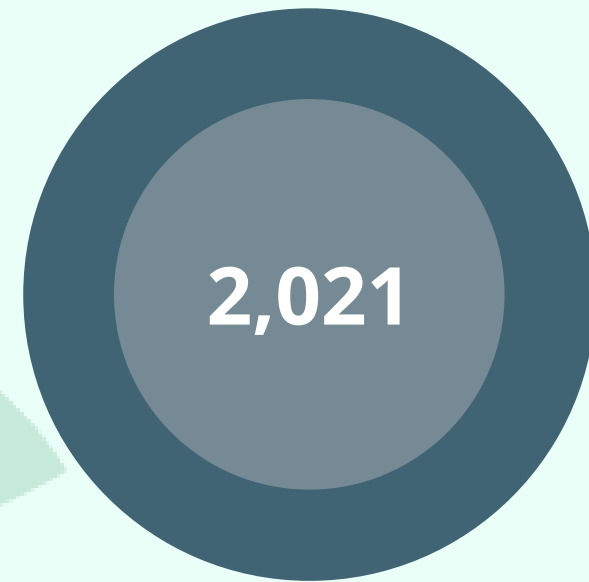
- Civil society
- International organizations
- The Holy See

Number of incidents

by bias motivation



Anti-Semitic



Racist and xenophobic



Anti-LGBTI




Anti-Christian




Anti-Muslim



Gender-based



Anti-Roma



Disability



Other based on
religion or belief

Number of victims

by bias motivation



Anti-Semitic



Racist and xenophobic



Anti-LGBTI



Anti-Christian



Anti-Muslim



Anti-Roma



Gender-based



Disability



Other based on
religion or belief

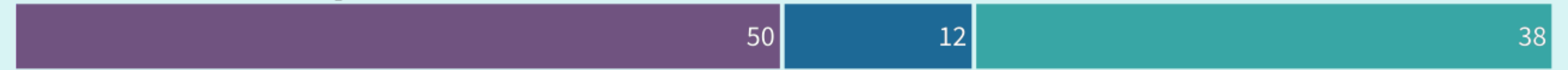
Percentage of type of crime by bias motivation



Anti-Semitic



Racist and xenophobic




Anti-LGBTI




Anti-Christian



Anti-Muslim



Gender-based



Anti-Roma



Disability



Other based on religion or belief



Contact us

Email

tndinfo@odihr.pl

Website

hatecrime.osce.org

Social Media

[@osce_odihr](https://www.instagram.com/osce_odihr)

[facebook.com/osce.odihr/](https://www.facebook.com/osce.odihr/)